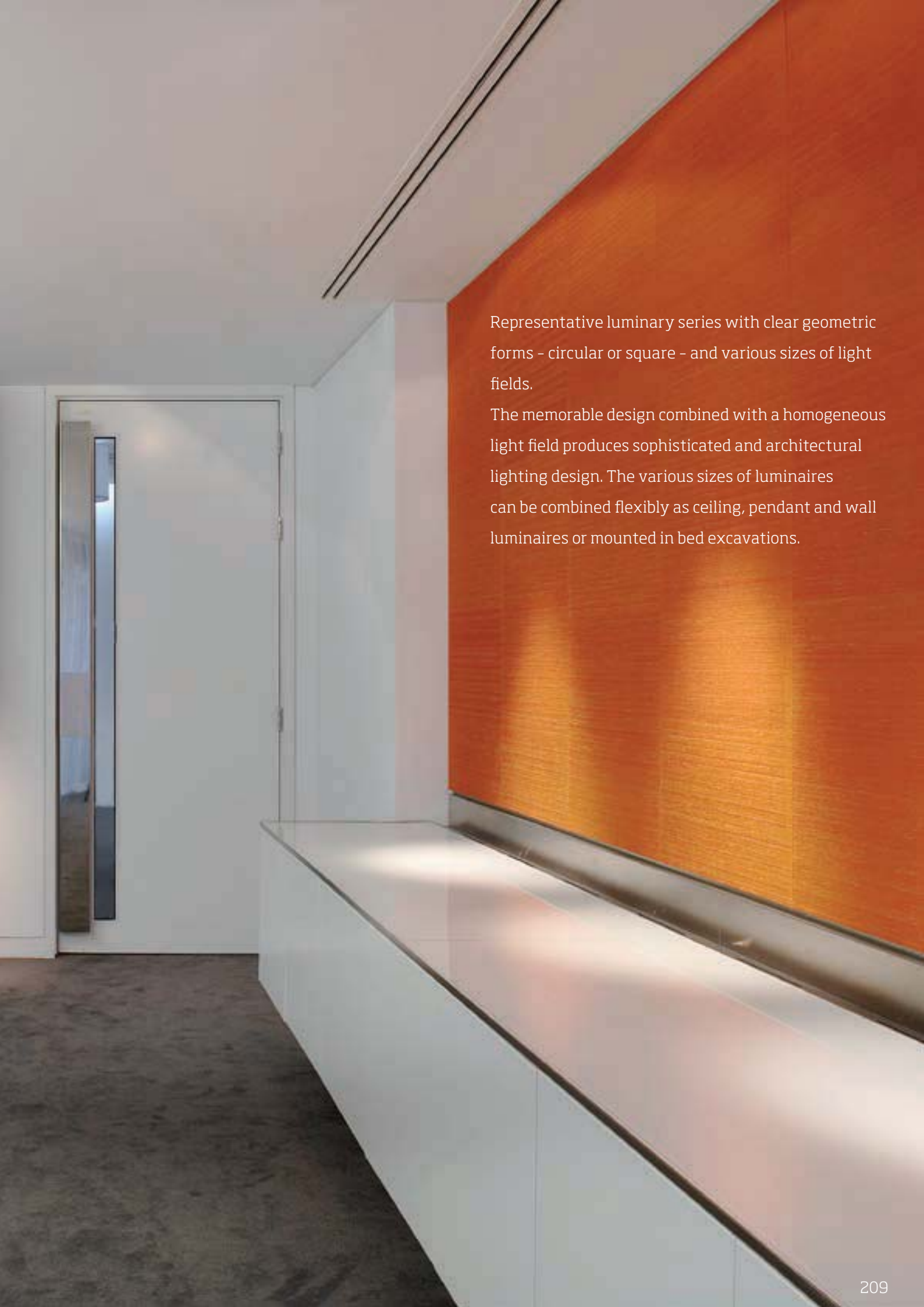


PL





Representative luminary series with clear geometric forms - circular or square - and various sizes of light fields.

The memorable design combined with a homogeneous light field produces sophisticated and architectural lighting design. The various sizes of luminaires can be combined flexibly as ceiling, pendant and wall luminaires or mounted in bed excavations.

PLL 20

LED

surface-mounted luminaire

- prestigious pendant & surface-mounted luminaire for homogeneous illumination and balanced room ambience
- superior ease of maintenance
- energy saving LED technique
- no UV and thermal emissions
- opal white flashed acrylic diffuser
- wood-reinforced base plate made from aluminium
- removable acrylic diffuser with lock fasteners


- ballast integral
- 5-pole terminal block
- wire-rope or pendant rod suspension to be ordered separately
- on request also available with CRI > 90
- Data based at the time of printing. For latest information click on www.lts-light.eu

Pendant & surface-mounted luminaires | LED

CRI > 80



| LM | System power | Lumen | Diffusor | K | Light colour | ∅ | Order No. |
|-----|--|-------|------------|--------|---------------|------|-------------------------------------|
| LED | see www.lts-light.eu | | opal white | 3000 K | warm-white | 700 | PLL 20.700.30/DALI |
| | | | | 4000 K | natural-white | 700 | PLL 20.700.40/DALI |
| LED | see www.lts-light.eu | | opal white | 3000 K | warm-white | 900 | PLL 20.900.30/DALI |
| | | | | 4000 K | natural-white | 900 | PLL 20.900.40/DALI |
| LED | see www.lts-light.eu | | opal white | 3000 K | warm-white | 1180 | PLL 20.1180.30/DALI |
| | | | | 4000 K | natural-white | 1180 | PLL 20.1180.40/DALI |
| LED | see www.lts-light.eu | | opal white | 3000 K | warm-white | 1500 | PLL 20.1500.30/DALI |
| | | | | 4000 K | natural-white | 1500 | PLL 20.1500.40/DALI |
| LED | see www.lts-light.eu | | opal white | 3000 K | warm-white | 1800 | PLL 20.1800.30/DALI |
| | | | | 4000 K | natural-white | 1800 | PLL 20.1800.40/DALI |



Accessories

Dimming

- [1] Wire-rope suspension 4-fold incl. feeder and connection cable (transparent)
 length 1500 mm
 length 3000 mm (PLL 20.1500/20.1800...)

[L 68/1500 DIM](#)
[L 68/3000 DIM](#)



- [2] Pendant suspension incl. feeder and connection cable,
 length 1400 mm, ∅ = 24 mm

colour: silver, white

[L 69 DIM](#)





PL 20

surface-mounted luminaire

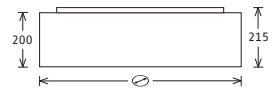
- prestigious pendant & surface-mounted luminaire for homogeneous illumination and balanced room ambience
- opal white flashed acrylic diffuser
- tool-free relamping by removable acrylic diffuser with lock fasteners
- ECG integral
- 5-pole terminal block

- wire-rope or pendant rod suspension to be ordered separately
- **recommended light colour: T16 840/TC-LEL 940**
- RGB version on request

Pendant & surface-mounted luminaires | conventional



| LM | Wattage | Ø | ⚡ | Order No. |
|-----------------------|----------------------------------|------|-------------|-------------------------------------|
| TC-LEL/2G11 T16/G5 | 2×24 W + 4×24 W | 700 | ECG | PL 20.700 |
| | | 700 | ECG 1-10 V | PL 20.700 DIM/1-10 |
| | | 700 | ECG digital | PL 20.700 DIM/DIG |
| | | 700 | ECG DALI | PL 20.700 DIM/DALI |
| T16/G5 | 6×24 W | 900 | ECG | PL 20.900 |
| | | 900 | ECG 1-10 V | PL 20.900 DIM/1-10 |
| | | 900 | ECG digital | PL 20.900 DIM/DIG |
| | | 900 | ECG DALI | PL 20.900 DIM/DALI |
| T16/G5 | 4×14 W + 4×21 W | 1180 | ECG | PL 20.1180 |
| | | 1180 | ECG 1-10 V | PL 20.1180 DIM/1-10 |
| | | 1180 | ECG digital | PL 20.1180 DIM/DIG |
| | | 1180 | ECG DALI | PL 20.1180 DIM/DALI |
| T16/G5 | 2×21 W + 2×28 W + 4×35 W | 1800 | ECG | PL 20.1800 |
| | | 1800 | ECG 1-10 V | PL 20.1800 DIM/1-10 |
| | | 1800 | ECG digital | PL 20.1800 DIM/DIG |
| | | 1800 | ECG DALI | PL 20.1800 DIM/DALI |



When combining various sizes of luminaires differences in colour may occur.

Accessories

| | Standard | Dimming |
|---|--|--|
| [1] Wire-rope suspension 4-fold incl. feeder and connection cable (transparent) length 1500 mm length 3000 mm (PL 20.1800...) | L 68/1500 L 68/3000 | L 68/1500 DIM L 68/3000 DIM |
| [2] Pendant suspension incl. feeder and connection cable length 1400 mm, Ø = 24 mm | colour: silver, white L 69 | L 69 DIM |









PLL 22

LED


- prestigious pendant & surface-mounted luminaire for homogeneous illumination and sophisticated architectural lighting
- superior ease of maintenance
- opal white or prismatic diffuser made from UV and heat-resistant acrylic glass
- micro prism diffuser with matt foil
- energy saving, no UV and thermal emissions
- powder-coated housing made from metal
- easy ceiling mounting
- ballast integral
- 5-pole terminal block
- wire-rope suspension to be ordered separately
- colour: silver, white
- on request also available with CRI > 90
- Data based at the time of printing. For latest information click on www.lts-light.eu

Pendant & surface-mounted luminaires | LED

CRI > 80



| LM | System power | Lumen | Diffusor | K | Light colour | | Order No. |
|----|--------------|------------|------------|--------|---------------|------|---------------------------------------|
| | 23 W | > 1300 lm | opal white | 3000 K | warm-white | 385 | PLL 22.385.30.1/DALI |
| | | | opal white | 4000 K | natural-white | 385 | PLL 22.385.40.1/DALI |
| | | > 900 lm | prismatic | 3000 K | warm-white | 385 | PLL 22.385.30.2/DALI |
| | | | prismatic | 4000 K | natural-white | 385 | PLL 22.385.40.2/DALI |
| | 43 W | > 2900 lm | opal white | 3000 K | warm-white | 475 | PLL 22.475.30.1/DALI |
| | | | opal white | 4000 K | natural-white | 475 | PLL 22.475.40.1/DALI |
| | | > 2000 lm | prismatic | 3000 K | warm-white | 475 | PLL 22.475.30.2/DALI |
| | | | prismatic | 4000 K | natural-white | 475 | PLL 22.475.40.2/DALI |
| | 99 W | > 7400 lm | opal white | 3000 K | warm-white | 675 | PLL 22.675.30.1/DALI |
| | | | opal white | 4000 K | natural-white | 675 | PLL 22.675.40.1/DALI |
| | | > 5200 lm | prismatic | 3000 K | warm-white | 675 | PLL 22.675.30.2/DALI |
| | | | prismatic | 4000 K | natural-white | 675 | PLL 22.675.40.2/DALI |
| | 165 W | > 8800 lm | opal white | 3000 K | warm-white | 1000 | PLL 22.1000.30.1/DALI |
| | | | opal white | 4000 K | natural-white | 1000 | PLL 22.1000.40.1/DALI |
| | | > 10000 lm | prismatic | 3000 K | warm-white | 1000 | PLL 22.1000.30.2/DALI |
| | | | prismatic | 4000 K | natural-white | 1000 | PLL 22.1000.40.2/DALI |




Accessories

Dimming

- [1] Wire-rope suspension 4-fold incl. ceiling canopy and connection cable (transparent)
- length 1500 mm
 - length 3000 mm (PLL 22.1000...)

[L 71/1500 DIM](#)
[L 71/3000 DIM](#)





PL 22

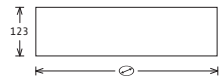
- prestigious pendant & surface-mounted luminaire for homogeneous illumination and sophisticated architectural lighting
- opal white diffuser pane made from UV- and heat resistant acrylic
- powder-coated housing made from metal
- tool-free relamping

- ECG integral
- 5-pole terminal block
- wire-rope suspension to be ordered separately
- **recommended light colour: T16 840/TC-LEL 940**
- colour: silver, white

Pendant & surface-mounted luminaires | conventional



| LM | Wattage | Ø | ⚡ | Order No. |
|----|---|------|-------------------|-------------------------------------|
| | T16-R/2GX13 1×55 W | 385 | ECG | PL 22.382 |
| | | 385 | ECG 1-10 V | PL 22.382 DIM/1-10 |
| | | 385 | ECG DALI | PL 22.382 DIM/DALI |
| | TC-LEL/2G11 2×18 W + T16-R/2GX13 1×60 W | 475 | ECG | PL 22.472 |
| | | 475 | ECG 1-10 V | PL 22.472 DIM/1-10 |
| | | 475 | ECG DALI | PL 22.472 DIM/DALI |
| | TC-LEL/2G11 2×18 W + T16/G5 4×24 W | 675 | ECG | PL 22.672 |
| | | 675 | ECG 1-10 V | PL 22.672 DIM/1-10 |
| | | 675 | ECG digital | PL 22.672 DIM/DIG |
| | | 675 | ECG DALI | PL 22.672 DIM/DALI |
| | T16/G5 4×14 W + 4×21 W or 4×24 W + 4×39 W | 1000 | Multi ECG | PL 22.1012 |
| | | 1000 | Multi ECG 1-10 V | PL 22.1012 DIM/1-10 |
| | | 1000 | Multi ECG digital | PL 22.1012 DIM/DIG |
| | | 1000 | Multi ECG DALI | PL 22.1012 DIM/DALI |



When combining various sizes of luminaires differences in colour may occur.

| Accessories | Standard | Dimming |
|---|---|-------------------------------|
| [1] Wire-rope suspension 3-fold incl. ceiling canopy and connection cable (transparent) | | |
| length 1500 mm | L 71/1500 | L 71/1500 DIM |
| length 3000 mm (PL 22.1012...) | colour: silver, white L 71/3000 | L 71/3000 DIM |



PLL 26



LED

- prestigious surface-mounted luminaire with direct-indirect illumination for a balanced room ambience
- superior ease of maintenance
- energy saving LED technique
- no UV and thermal emissions
- opal white or prismatic inserted diffusor pane made from UV and heat-resistant acrylic
- powder-coated housing made from metal

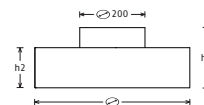
- ceiling mounting with screw attachment
- ballast integral
- 5-pole terminal block
- colour: silver, white
- on request also available with CRI > 90
- Data based at the time of printing. For latest information click on www.lts-light.eu

Surface-mounted luminaires | direct-indirect | LED

CRI > 80



| LM | System power | Lumen | Diffusor | | Light colour | component dir/ind | | h1 | h2 | Order No. |
|----|--------------|------------|------------|--------|---------------|-------------------|------|-----|-----|---------------------------------------|
| | 32 W | > 2200 lm | opal white | 3000 K | warm-white | 68/32 | 385 | 187 | 123 | PLL 26.385.30.1/DALI |
| | | | opal white | 4000 K | natural-white | 68/32 | 385 | 187 | 123 | PLL 26.385.40.1/DALI |
| | | > 1800 lm | prismatic | 3000 K | warm-white | 68/32 | 385 | 187 | 123 | PLL 26.385.30.2/DALI |
| | | | prismatic | 4000 K | natural-white | 68/32 | 385 | 187 | 123 | PLL 26.385.40.2/DALI |
| | 67 W | > 4700 lm | opal white | 3000 K | warm-white | 64/36 | 475 | 185 | 123 | PLL 26.475.30.1/DALI |
| | | | opal white | 4000 K | natural-white | 64/36 | 475 | 185 | 123 | PLL 26.475.40.1/DALI |
| | | > 3800 lm | prismatic | 3000 K | warm-white | 64/36 | 475 | 185 | 123 | PLL 26.475.30.2/DALI |
| | | | prismatic | 4000 K | natural-white | 64/36 | 475 | 185 | 123 | PLL 26.475.40.2/DALI |
| | 139 W | > 9600 lm | opal white | 3000 K | warm-white | 74/26 | 675 | 185 | 123 | PLL 26.675.30.1/DALI |
| | | | opal white | 4000 K | natural-white | 74/26 | 675 | 185 | 123 | PLL 26.675.40.1/DALI |
| | | > 7400 lm | prismatic | 3000 K | warm-white | 74/26 | 675 | 185 | 123 | PLL 26.675.30.2/DALI |
| | | | prismatic | 4000 K | natural-white | 74/26 | 675 | 185 | 123 | PLL 26.675.40.2/DALI |
| | 229 W | > 16100 lm | opal white | 3000 K | warm-white | 75/25 | 1000 | 185 | 127 | PLL 26.1000.30.1/DALI |
| | | | opal white | 4000 K | natural-white | 75/25 | 1000 | 185 | 127 | PLL 26.1000.40.1/DALI |
| | | > 17300 lm | prismatic | 3000 K | warm-white | 75/25 | 1000 | 185 | 127 | PLL 26.1000.30.2/DALI |
| | | | prismatic | 4000 K | natural-white | 75/25 | 1000 | 185 | 127 | PLL 26.1000.40.2/DALI |





PL 26

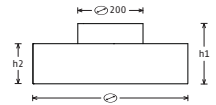
- prestigious surface-mounted luminaire with direct-indirect illumination for a balanced room ambience
- lighting component: direct 78%, indirect 22%
- opal white inserted diffuser pane made from UV and heat-resistant acrylic
- powder-coated housing made from metal

- tool-free relamping
- ECG integral
- 5-pole terminal block
- **recommended light colour: T16 840/TC-LEL 940**
- colour: silver, white

Surface-mounted luminaires | direct-indirect | conventional



| LM | Wattage | Ø | h1 | h2 | ⚡ | Order No. |
|----|---|------|-----|-----|-------------------|-------------------------------------|
| ○ | T16-R/2GX13 1×55 W | 385 | 187 | 123 | ECG | PL 26.385 |
| | | 385 | 187 | 123 | ECG 1-10 V | PL 26.385 DIM/1-10 |
| | | 385 | 187 | 123 | ECG DALI | PL 26.385 DIM/DALI |
| ⏏ | TC-LEL/2G11 2×18 W + T16-R/2GX13 1×60 W | 475 | 185 | 123 | ECG | PL 26.475 |
| | | 475 | 185 | 123 | ECG 1-10 V | PL 26.475 DIM/1-10 |
| | | 475 | 185 | 123 | ECG DALI | PL 26.475 DIM/DALI |
| ⏏ | TC-LEL/2G11 2×18 W + T16/G5 4×24 W | 675 | 185 | 123 | ECG | PL 26.675 |
| | | 675 | 185 | 123 | ECG 1-10 V | PL 26.675 DIM/1-10 |
| | | 675 | 185 | 123 | ECG digital | PL 26.675 DIM/DIG |
| | | 675 | 185 | 123 | ECG DALI | PL 26.675 DIM/DALI |
| ⏏ | T16/G5 4×14 W + 4×21 W or 4×24 W + 4×39 W | 1000 | 185 | 127 | Multi ECG | PL 26.1000 |
| | | 1000 | 185 | 127 | Multi ECG 1-10 V | PL 26.1000 DIM/1-10 |
| | | 1000 | 185 | 127 | Multi ECG digital | PL 26.1000 DIM/DIG |
| | | 1000 | 185 | 127 | Multi ECG DALI | PL 26.1000 DIM/DALI |



When combining various sizes of luminaires differences in colour may occur.

PLL 28



LED

- prestigious pendant luminaire with direct-indirect illumination for a balanced room ambience
- superior ease of maintenance
- energy saving LED technique
- no UV and thermal emissions
- opal white or prismatic inserted diffusor pane made from UV and heat-resistant acrylic
- powder-coated housing made from metal

- wire-rope suspension to be ordered separately
- ballast integral
- 5-pole terminal block
- colour: silver, white
- on request also available with CRI > 90
- Data based at the time of printing. For latest information click on www.lts-light.eu

Pendant luminaires | direct-indirect | LED

CRI > 80



| LM | System power | Lumen | Diffusor | | Light colour | component dir/ind | | Height h | Order No. |
|----|--------------|------------|------------|---------------|---------------|-------------------|------|---------------------------------------|---------------------------------------|
| | 32 W | > 2200 lm | opal white | 3000 K | warm-white | 68/32 | 385 | 123 | PLL 28.385.30.1/DALI |
| | | | opal white | 4000 K | natural-white | 68/32 | 385 | 123 | PLL 28.385.40.1/DALI |
| | > 1800 lm | prismatic | 3000 K | warm-white | 68/32 | 385 | 123 | PLL 28.385.30.2/DALI | |
| | | prismatic | 4000 K | natural-white | 68/32 | 385 | 123 | PLL 28.385.40.2/DALI | |
| | 67 W | > 4700 lm | opal white | 3000 K | warm-white | 64/36 | 475 | 123 | PLL 28.475.30.1/DALI |
| | | | opal white | 4000 K | natural-white | 64/36 | 475 | 123 | PLL 28.475.40.1/DALI |
| | > 3800 lm | prismatic | 3000 K | warm-white | 64/36 | 475 | 123 | PLL 28.475.30.2/DALI | |
| | | prismatic | 4000 K | natural-white | 64/36 | 475 | 123 | PLL 28.475.40.2/DALI | |
| | 139 W | > 9600 lm | opal white | 3000 K | warm-white | 74/26 | 675 | 123 | PLL 28.675.30.1/DALI |
| | | | opal white | 4000 K | natural-white | 74/26 | 675 | 123 | PLL 28.675.40.1/DALI |
| | > 7400 lm | prismatic | 3000 K | warm-white | 74/26 | 675 | 123 | PLL 28.675.30.2/DALI | |
| | | prismatic | 4000 K | natural-white | 74/26 | 675 | 123 | PLL 28.675.40.2/DALI | |
| | 229 W | > 16100 lm | opal white | 3000 K | warm-white | 75/25 | 1000 | 127 | PLL 28.1000.30.1/DALI |
| | | | opal white | 4000 K | natural-white | 75/25 | 1000 | 127 | PLL 28.1000.40.1/DALI |
| | > 17300 lm | prismatic | 3000 K | warm-white | 75/25 | 1000 | 127 | PLL 28.1000.30.2/DALI | |
| | | prismatic | 4000 K | natural-white | 75/25 | 1000 | 127 | PLL 28.1000.40.2/DALI | |

Accessories

Dimming

- [1] Wire-rope suspension 3-fold incl. ceiling canopy and connection cable (transparent) (PLL 28.385.../ PLL 28.475...)
 length 1500 mm
 length 3000 mm
 colour: silver, white
[L 73/1500 DIM](#)
[L 73/3000 DIM](#)
- [2] Wire-rope suspension 3-fold incl. ceiling canopy and connection cable (transparent) (PLL 28.675...)
 length 1500 mm
 length 3000 mm
 colour: silver, white
[L 74/1500 DIM](#)
[L 74/3000 DIM](#)
- [3] Wire-rope suspension 4-fold incl. ceiling canopy and connection cable (transparent) (PLL 28.1000...)
 length 1500 mm
 length 3000 mm
 colour: silver, white
[L 75/1500 DIM](#)
[L 75/3000 DIM](#)





PL 28

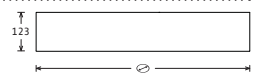
- prestigious pendant luminaire with direct-indirect illumination for a balanced room ambience
- lighting component: direct 78%, indirect 22%
- opal white diffuser pane made from UV and heat resistant acrylic
- powder-coated housing made from metal

- tool-free relamping
- ECG integral
- 5-pole terminal block
- wire-rope suspension to be ordered separately
- **recommended light colour: T16 840/TC-LEL 940**
- colour: silver, white

Pendant luminaires | direct-indirect | conventional




| LM | Wattage | Ø | ⚡ | Order No. | |
|----|-------------|--|------|-------------------|----------------------------|
| ○ | T16-R/2GX13 | 1×55 W | 385 | ECG | PL 28.385 |
| | | | 385 | ECG 1-10 V | PL 28.385 DIM/1-10 |
| | | | 385 | ECG DALI | PL 28.385 DIM/DALI |
| ⚡ | TC-LEL/2G11 | 2×18 W + | 475 | ECG | PL 28.475 |
| | | | 475 | ECG 1-10 V | PL 28.475 DIM/1-10 |
| | | | 475 | ECG DALI | PL 28.475 DIM/DALI |
| ○ | T16-R/2GX13 | 1×60 W | 475 | ECG | PL 28.475 |
| | | | 475 | ECG 1-10 V | PL 28.475 DIM/1-10 |
| | | | 475 | ECG DALI | PL 28.475 DIM/DALI |
| ⚡ | TC-LEL/2G11 | 2×18 W + | 675 | ECG | PL 28.675 |
| | | | 675 | ECG 1-10 V | PL 28.675 DIM/1-10 |
| | | | 675 | ECG digital | PL 28.675 DIM/DIG |
| ⚡ | T16/G5 | 4×24 W | 675 | ECG DALI | PL 28.675 DIM/DALI |
| | | | 675 | ECG | PL 28.675 |
| | | | 675 | ECG 1-10 V | PL 28.675 DIM/1-10 |
| ⚡ | T16/G5 | 4×14 W + 4×21 W or 4×24 W + 4×39 W | 1000 | Multi ECG | PL 28.1000 |
| | | | 1000 | Multi ECG 1-10 V | PL 28.1000 DIM/1-10 |
| | | | 1000 | Multi ECG digital | PL 28.1000 DIM/DIG |
| | | | 1000 | Multi ECG DALI | PL 28.1000 DIM/DALI |



When combining various sizes of luminaires differences in colour may occur.

| Accessories | Standard | Dimming |
|--|-----------------------|---------------|
| [1] Wire-rope suspension 3-fold incl. ceiling canopy and connection cable (transparent) (PL 28.385.../ PL 28.475...) | | |
| length 1500 mm | L 73/1500 | L 73/1500 DIM |
| length 3000 mm | L 73/3000 | L 73/3000 DIM |
| | colour: silver, white | |
| [2] Wire-rope suspension 3-fold incl. ceiling canopy and connection cable (transparent) (PL 28.675...) | | |
| length 1500 mm | L 74/1500 | L 74/1500 DIM |
| length 3000 mm | L 74/3000 | L 74/3000 DIM |
| | colour: silver, white | |
| [3] Wire-rope suspension 4-fold incl. ceiling canopy and connection cable (transparent) (PL 28.1000...) | | |
| length 1500 mm | L 75/1500 | L 75/1500 DIM |
| length 3000 mm | L 75/3000 | L 75/3000 DIM |
| | colour: silver, white | |





LED

- prestigious wall luminaire for homogeneous illumination and sophisticated architectural lighting
- superior ease of maintenance
- opal white inserted diffusor pane made from UV and heat-resistant acrylic
- energy saving, no UV and thermal emissions
- powder-coated housing made from metal
- removable luminaire housing with bayonet catch

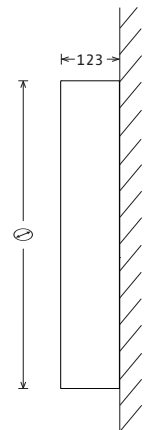
- easy wall attachment
- ballast integral
- 5-pole terminal block
- on request also available with CRI > 90
- colour: silver, white
- Data based at the time of printing. For latest information click on www.lts-light.eu

Wall luminaires | LED

CRI > 80



| LM | System power | Lumen | | Light colour | | Order No. |
|------------------|--------------|--------|--------|---------------|------|---------------------------------------|
| LED 23 W | > 1300 lm | 3000 K | 3000 K | warm-white | 385 | PLL 23.385.30.1/DALI |
| | | | | natural-white | 385 | PLL 23.385.40.1/DALI |
| LED 43 W | > 2900 lm | 3000 K | 3000 K | warm-white | 475 | PLL 23.475.30.1/DALI |
| | | | | natural-white | 475 | PLL 23.475.40.1/DALI |
| LED 99 W | > 7400 lm | 3000 K | 3000 K | warm-white | 675 | PLL 23.675.30.1/DALI |
| | | | | natural-white | 675 | PLL 23.675.40.1/DALI |
| LED 165 W | > 8800 lm | 3000 K | 3000 K | warm-white | 1000 | PLL 23.1000.30.1/DALI |
| | | | | natural-white | 1000 | PLL 23.1000.40.1/DALI |






PL 23

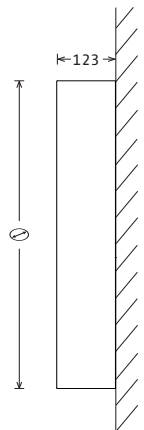
- prestigious wall luminaire for homogeneous illumination and sophisticated architectural lighting
- opal white inserted diffuser pane made from UV and heat-resistant acrylic
- powder-coated housing made from metal
- removable luminaire housing with bayonet catch

- easy wall attachment
- 5-pole terminal block
- tool-free relamping
- ECG integral
- **recommended light colour: T16 840/TC-LEL 940**
- colour: silver, white

Wall luminaires | conventional



| LM | Wattage | Ø | ⚡ | Order No. |
|---|---|------|-------------------|-------------------------------------|
|  | T16-R/2GX13 1×55 W | 385 | ECG | PL 23.385 |
| | | 385 | ECG 1-10 V | PL 23.385 DIM/1-10 |
| | | 385 | ECG DALI | PL 23.385 DIM/DALI |
|  | TC-LEL/2G11 2×18 W + T16-R/2GX13 1×60 W | 475 | ECG | PL 23.475 |
| | | 475 | ECG 1-10 V | PL 23.475 DIM/1-10 |
| | | 475 | ECG DALI | PL 23.475 DIM/DALI |
|  | TC-LEL/2G11 2×18 W + T16/G5 4×24 W | 675 | ECG | PL 23.675 |
| | | 675 | ECG 1-10 V | PL 23.675 DIM/1-10 |
| | | 675 | ECG digital | PL 23.675 DIM/DIG |
| | | 675 | ECG DALI | PL 23.675 DIM/DALI |
|  | T16/G5 4×14 W + 4×21 W or 4×24 W + 4×39 W | 1000 | Multi ECG | PL 23.1000 |
| | | 1000 | Multi ECG 1-10 V | PL 23.1000 DIM/1-10 |
| | | 1000 | Multi ECG digital | PL 23.1000 DIM/DIG |
| | | 1000 | Multi ECG DALI | PL 23.1000 DIM/DALI |



When combining various sizes of luminaires differences in colour may occur.